

Stonewater Group of Franchises Ltd.

Pay transparency report

This report is published in compliance with the B.C. Government's *Pay Transparency Act*. The figures reflect basic hourly and salaried wage comparisons only and do **not** account for important context such as tenure, performance, merit increases, experience level, position type, or geographic region.

At Stonewater Group, we remain committed to equitable pay practices, transparent communication, and creating opportunities for all team members to grow and thrive.

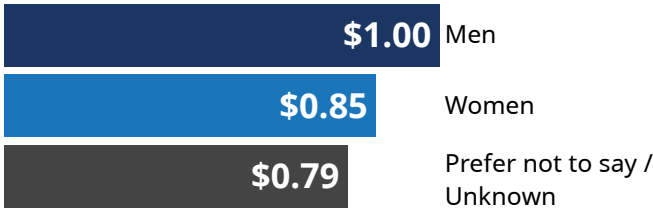
Employer details

Employer:	Stonewater Group of Franchises Ltd.
Address:	14 1409 Begbie St, New Westminster, BC
Reporting Year:	2024
Time Period:	January 1, 2024 - December 31, 2024
NAICS Code:	72 - Accommodation and food services
Number of Employees:	300-999



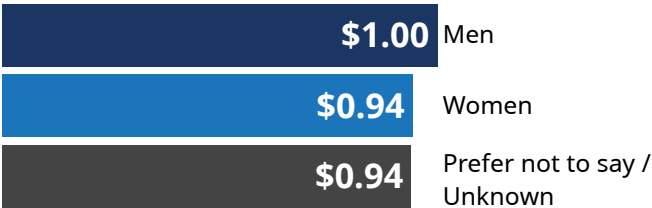
Hourly pay

Mean hourly pay gap¹



In this organization women's average hourly wages are 15% less than men's. For every dollar men earn in average hourly wages, women earn 85 cents in average hourly wages. *

Median hourly pay gap²



In this organization women's median hourly wages are 6% less than men's. For every dollar men earn in median hourly wages, women earn 94 cents in median hourly wages. *

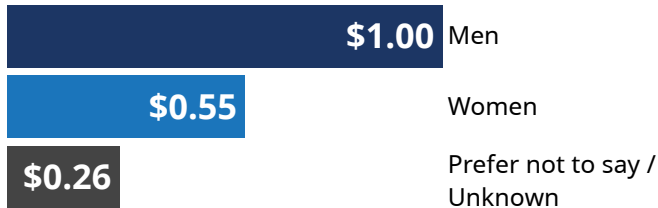
Explanatory notes

1. "Mean hourly pay gap" refers to the differences in pay between gender groups calculated by average pay. Hourly pay does not include bonuses and overtime.
2. "Median hourly pay gap" refers to the differences in pay between gender groups calculated by the mid range of pay for each group. Hourly pay does not include bonuses and overtime.




Overtime pay

Mean overtime pay³



In this organization women's average overtime pay is 45% less than men's. For every dollar men earn in average overtime pay, women earn 55 cents in average overtime pay. *

Median overtime pay⁴



In this organization women's median overtime pay is 76% less than men's. For every dollar men earn in median overtime pay, women earn 24 cents in median overtime pay. *

Mean overtime paid hours⁵

Difference as compared to reference group (Men)

Women	-8
Prefer not to say / Unknown	-14

In this organization the average number of overtime hours worked by women was 8 less than by men. *

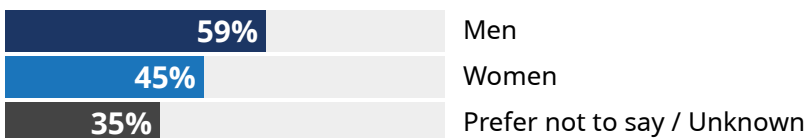
Median overtime paid hours⁶

Difference as compared to reference group (Men)

Women	-3
Prefer not to say / Unknown	-3

In this organization the median number of overtime hours worked by women was 3 less than by men. *

Percentage of employees in each gender category receiving overtime pay



Explanatory notes

- "Mean overtime pay" refers to overtime pay when averaged for each group.
- "Median overtime pay" refers to the middle point of overtime pay for each group.
- "Mean overtime paid hours" refers to the average number of hours of overtime worked for each group.
- "Median overtime paid hours" refers to the middle point of number of overtime hours worked for each group.



Bonus pay

Mean bonus pay ⁷

This measure cannot be displayed because there is insufficient data to meet disclosure requirements.

Median bonus pay ⁸

This measure cannot be displayed because there is insufficient data to meet disclosure requirements.

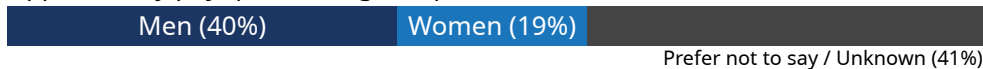
Percentage of employees in each gender category receiving bonus pay

This measure cannot be displayed because there is insufficient data to meet disclosure requirements.



Percentage of each gender in each pay quartile ⁹

Upper hourly pay quartile (highest paid) †



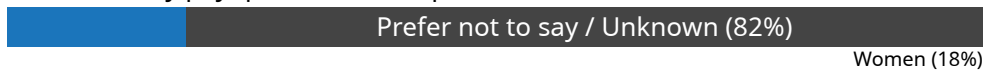
Upper middle hourly pay quartile †



Lower middle hourly pay quartile †



Lowest hourly pay quartile (lowest paid) †



■ Men
■ Women
■ Prefer not to say / Unknown

In this organization, women occupy 19% of the highest paid jobs and 18% of the lowest paid jobs.

† This pay quartile was reduced to suppress gender categories consisting of less than ten (10) employees.

Data constraints

Further to the limitations noted in Stonewater Group's Employer Statement, these results are not representative of Stonewater Group as the data is skewed due to constraints of 43% respondents with Unknown/Prefer Not To Answer selection in the first year's report for 2024.

Explanatory notes

7. "Mean bonus pay" refers to bonus pay when averaged for each group.
8. "Median bonus pay" refers to the middle point of bonus pay for each group.
9. "Pay quartile" refers to the percentage of each gender within four equal sized groups based on their hourly pay.

* In accordance with the Pay Transparency Act and reporting rules designed to protect the anonymity and privacy of respondents, one or more gender categories has been excluded due to insufficient numbers to meet disclosure requirements.